



Distribution on the wire – October 13, 2020 at 7:30 a.m. ET

Canadians support COVID-19 travel quarantine change: Poll

Toronto, Ontario – Oct. 13, 2020 – A majority of Canadians support reducing the current 14-day quarantine period for international travelers entering Canada, according to a new poll.

Conducted by EKOS Research and commissioned by Unifor Local 7378 and CUPE Local 4055 — two unions representing approximately 1,500 airline workers — the poll is part of a campaign to encourage the federal government to reduce or eliminate border quarantine requirements prior to the Christmas travel season. The [poll](#) is now available on the newly launched website, www.betterborders.ca.

Using a sample size of 1,244 respondents, the national poll asked Canadians if they would support a change to COVID-19 rapid testing at the borders. It found 57 per cent support reduction or elimination of the 14-day quarantine period with proof of a negative COVID-19 test on arrival. Seven per cent of respondents favour eliminating restrictions entirely.

Support is highest in Alberta with 66 per cent of respondents supporting reduction or elimination of the 14-day quarantine. Support did not fall below 50 per cent in any of the major provinces or in the 'Atlantic Bubble' region.

According to Barret Armann, President of Unifor Local 7378, the government should borrow from international best practices to modify current requirements.

“It is important to have border measures in place that can keep Canadians safe from COVID-19. Rapid testing is the solution,” said Mr. Armann. “What we’ve seen successfully demonstrated in places like Germany is that testing upon arrival for international travellers is a safe, science-based alternative to quarantines.”

Poll results also show Canadians are willing to pay an airfare surcharge to cover the cost of testing. They believe the federal government has not moved fast enough in approving rapid testing. They say that encouraging air transportation is critical to the successful restart of the economy. Those polled also said travel restrictions have made Canadians want to distance themselves from international visitors to Canada.

Mr. Armann said the unions have been asking the Canadian government for some time to outline its plan for border measures.

The union president said Canadians are ready to embrace change led by the federal government with a clear plan that keeps Canadians safe, is science-driven, and is sustainable. “With such a plan, testing on arrival could be in place across Canada by Christmas,” said Mr. Armann.

Public Attitudes to Air Travel and Rapid COVID-19 Testing

Field Dates: September 23-30, 2020



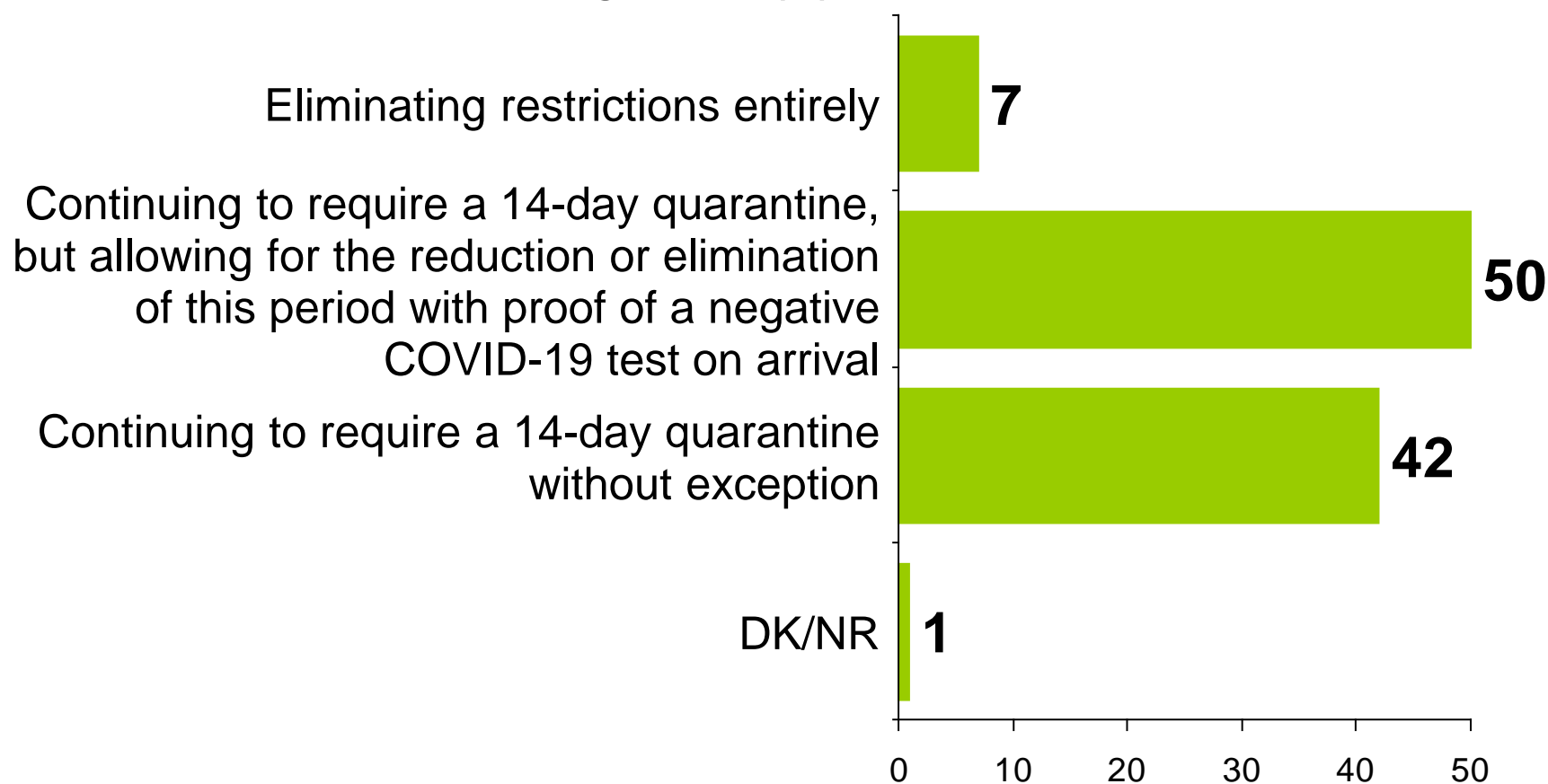
Rapid testing vs. quarantine

- » Many Canadians are open to allowing for the reduction or elimination of the 14-day quarantine with proof of a negative COVID-19 test on arrival (50%), although a large proportion (42%) would prefer continuing to require a 14-day quarantine without exception



Rapid testing vs. quarantine

Q. *Canada currently requires 14-day quarantine for travellers arriving from another country. If the government of Canada were to consider rapid testing at borders, would you support...?*



Canada currently requires 14-day quarantine for travellers arriving from another country. If the government of Canada were to consider rapid testing at borders, would you support:

| | Total | Region | | | | | | | Gender | | Age | | | | Education | | | Income | | | | |
|--|-------|--------|------|-------|-------|------|------|------|--------------------|--------------------|------|-------------------|-------|------|-----------|-----------------|------------------|-------------------|------------|-------------|-------------------|-------------------|
| | | BC | AB | SK | MB | ON | QC | Atl | M | F | <35 | 35-49 | 50-64 | 65+ | HS | COLL | UNI | <\$30K | \$30-\$60K | \$60-\$100K | \$100-\$160K | \$160K + |
| Weighted Total: | 1244 | 163 | 142 | 38 | 44 | 475 | 286 | 87 | 598 | 636 | 338 | 289 | 333 | 253 | 365 | 403 | 462 | 129 | 240 | 297 | 283 | 158 |
| Total: | 1244 | 165 | 140 | 37 | 40 | 456 | 299 | 99 | 617 | 617 | 299 | 286 | 343 | 282 | 293 | 495 | 442 | 127 | 234 | 299 | 288 | 157 |
| Eliminating restrictions entirely | 7% | 7% | 10% | 7% | 11% | 6% | 8% | 5% | 10% ++++ | 4% ---- | 6% | 9% | 8% | 5% | 6% | 9% ++ | 5% | 5% | 5% | 9% | 9% | 6% |
| Continuing to require a 14-day quarantine, but allowing for the reduction or elimination of this period with proof of a negative COVID-19 test on arrival | 50% | 48% | 56% | 50% | 45% | 49% | 50% | 50% | 52% + | 48% | 52% | 56% ++ | 46% | 47% | 47% | 48% | 54% ++ | 41% -- | 47% | 49% | 54% | 60% +++ |
| Continuing to require a 14-day quarantine without exception | 42% | 42% | 34% | 43% | 42% | 43% | 42% | 43% | 36% ---- | 47% ++++ | 41% | 34% --- | 45% | 46% | 45% | 41% | 39% | 53% +++ | 46% | 42% | 35% --- | 33% -- |
| Don't know/Prefer not to answer | 1% | 3% | 0% | 0% | 2% | 2% | 1% | 1% | 2% | 1% | 1% | 2% | 2% | 2% | 2% | 1% | 1% | 2% | 2% | 0% | 2% | 1% |
| Chi2: | - | - | - | - | - | - | - | - | 99.9 | | 95 | | | | 95 | | | 99 | | | | |
| Margin of error around 50% | 2.78 | 7.63 | 8.28 | 16.11 | 15.49 | 4.59 | 5.67 | 9.85 | 3.95 | 3.95 | 5.67 | 5.79 | 5.29 | 5.84 | 5.73 | 4.40 | 4.66 | 8.70 | 6.41 | 5.67 | 5.77 | 7.82 |

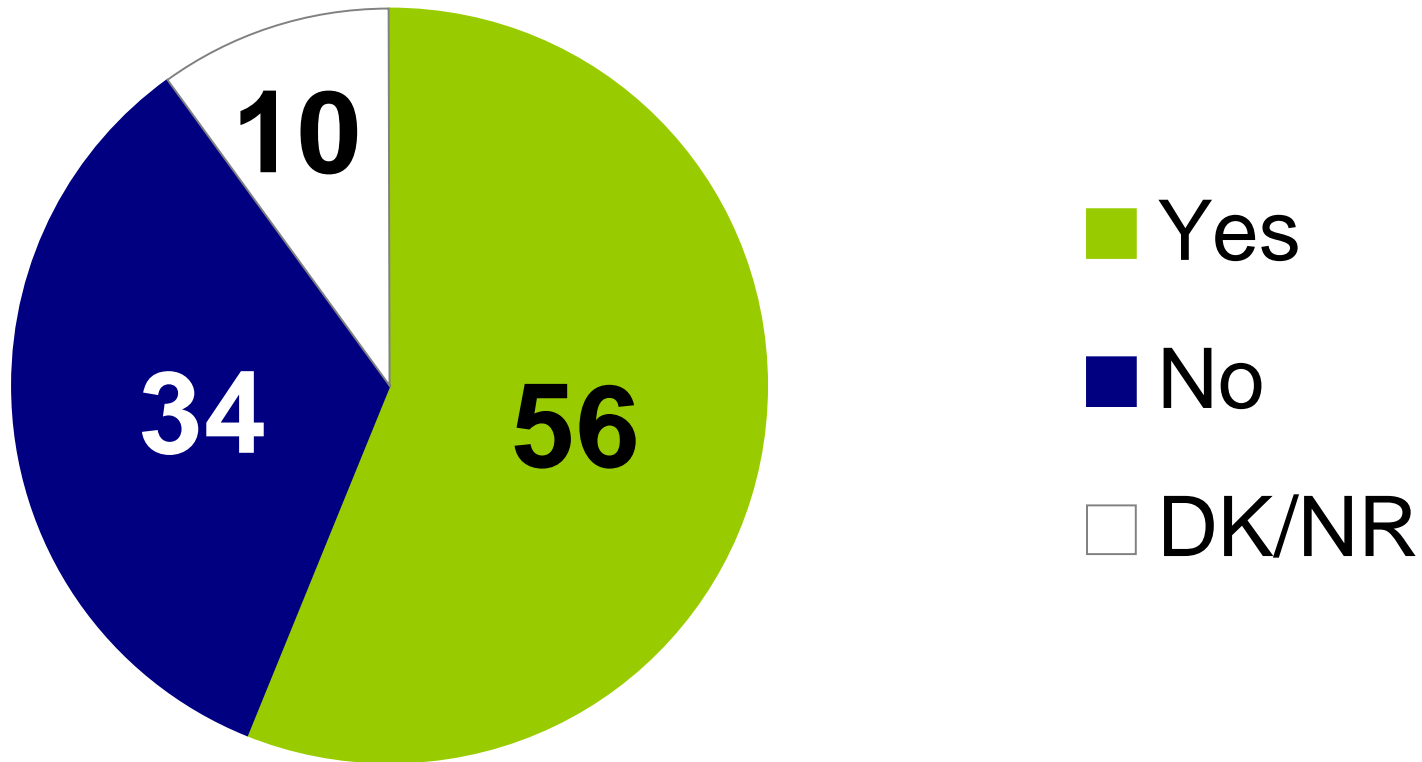
Openness to testing fees

- » A majority of Canadians (56%) express a willingness to pay an added fee on the cost of airfare to cover the cost of COVID-19 testing on arrival; however, more than one in three (34%) are unwilling to pay this fee



Willingness to pay testing fee

Q. *Would you be willing to pay an added fee on the cost of airfare to cover the cost of COVID-19 testing on arrival?*



| Would you be willing to pay an added fee on the cost of airfare to cover the cost of COVID-19 testing on arrival? | | | | | | | | | | | | | | | | | | | | | | |
|---|-------|-------------------|------|-------|-------|------|------|-------|--------|------|------------------|-------|-------|------|-------------------|------|------------------|--------|------------|-------------|--------------|------------------|
| | Total | Region | | | | | | | Gender | | Age | | | | Education | | | Income | | | | |
| | | BC | AB | SK | MB | ON | QC | Atl | M | F | <35 | 35-49 | 50-64 | 65+ | HS | COLL | UNI | <\$30K | \$30-\$60K | \$60-\$100K | \$100-\$160K | \$160K + |
| Weighted Total: | 906 | 118 | 110 | 26 | 30 | 336 | 224 | 57 | 443 | 454 | 261 | 212 | 234 | 176 | 254 | 282 | 361 | 82 | 169 | 216 | 219 | 126 |
| Total: | 904 | 118 | 109 | 25 | 27 | 322 | 233 | 64 | 456 | 439 | 230 | 210 | 242 | 197 | 203 | 345 | 346 | 81 | 165 | 218 | 220 | 125 |
| Yes | 56% | 64% ++ | 57% | 56% | 70% | 52% | 55% | 53% | 59% | 54% | 62% ++ | 53% | 53% | 55% | 48% --- | 57% | 61% ++ | 49% | 51% | 58% | 58% | 66% ++ |
| No | 34% | 23% --- | 33% | 34% | 25% | 37% | 36% | 35% | 34% | 33% | 28% -- | 38% | 35% | 36% | 39% | 34% | 29% + | 40% | 36% | 35% | 32% | 29% |
| Don't know/Prefer not to answer | 10% | 13% | 10% | 9% | 5% | 11% | 9% | 12% | 7% | 14% | 9% | 9% | 12% | 9% | 13% | 9% | 10% | 11% | 13% | 8% | 10% | 5% |
| Chi2: | - | - | - | - | - | - | - | - | - | - | 90 | - | - | - | 95 | - | - | - | - | - | - | - |
| Margin of error around 50% | 3.26 | 9.02 | 9.39 | 19.60 | 18.86 | 5.46 | 6.42 | 12.25 | 4.59 | 4.68 | 6.46 | 6.76 | 6.30 | 6.98 | 6.88 | 5.28 | 5.27 | 10.89 | 7.63 | 6.64 | 6.61 | 8.77 |

Impact of COVID-19 on perceptions of others


- » Results reveal that current COVID-19 travel restrictions have changed how Canadians view people visiting from other countries to a much greater degree than how they view Canadians from outside of their province
 - Only 22% of Canadians say current COVID-19 travel restrictions have made them view Canadians from outside of their province as presenting a risk, compared to fully 58% who feel this way about people visiting from other countries



Impact of COVID-19 on perceptions of others

Q. Have the current COVID-19 travel restrictions changed how you view Canadians from outside of your province/people visiting Canada from other countries?

Canadians from outside of your province



People visiting Canada from other countries



DK/NR

No, they have not changed how I view Canadians from outside of my province/people visiting Canada from other countries

Yes, they have made me view Canadians from outside of my province/people visiting Canada from other countries as a risk to my well-being and increased my desire to avoid them

Yes, they have made me miss Canadians from outside of my province/people visiting Canada from other countries and increased my desire to interact with them

| Have the current COVID-19 travel restrictions changed how you view Canadians from outside of your province? | | | | | | | | | | | | | | | | | | | | | | |
|--|-------|----------|------|--------------------|-------------------|--------------------|------|--------------------|--------------------|--------------------|------------------|------------------|-------------------|------|-----------|------|------------------|------------------|------------|-------------|--------------|----------|
| | Total | Region | | | | | | | Gender | | Age | | | | Education | | | Income | | | | |
| | | BC | AB | SK | MB | ON | QC | Atl | M | F | <35 | 35-49 | 50-64 | 65+ | HS | COLL | UNI | <\$30K | \$30-\$60K | \$60-\$100K | \$100-\$160K | \$160K + |
| Weighted Total: | 1244 | 163 | 142 | 38 | 44 | 475 | 286 | 87 | 598 | 636 | 338 | 289 | 333 | 253 | 365 | 403 | 462 | 129 | 240 | 297 | 283 | 158 |
| Total: | 1244 | 165 | 140 | 37 | 40 | 456 | 299 | 99 | 617 | 617 | 299 | 286 | 343 | 282 | 293 | 495 | 442 | 127 | 234 | 299 | 288 | 157 |
| Yes, they have made me miss Canadians from outside of my province and increased my desire to interact with them | 7% | 7% | 8% | 7% | 13% | 7% | 6% | 10% | 6% | 8% | 9% | 10% ++ | 5% | 5% | 6% | 7% | 8% | 6% | 9% | 6% | 8% | 7% |
| Yes, they have made me view Canadians from outside of my province as presenting a risk to my well-being and increased my desire to avoid them | 22% | 28% + | 18% | 45% ++++ | 41% +++ | 16% ---- | 19% | 41% ++++ | 19% --- | 26% +++ | 18% -- | 22% | 28% +++ | 21% | 25% | 23% | 19% -- | 28% + | 24% | 22% | 20% | 21% |
| No, they have not changed how I view Canadians from outside of my province | 68% | 65% | 73% | 48% --- | 46% --- | 75% ++++ | 70% | 47% ---- | 73% ++++ | 64% ---- | 71% | 67% | 65% | 71% | 66% | 68% | 71% + | 61% -- | 66% | 71% | 70% | 71% |
| Don't know/Prefer not to answer | 2% | 1% | 1% | 0% | 0% | 2% | 5% | 1% | 2% | 3% | 2% | 2% | 2% | 3% | 3% | 2% | 1% | 5% | 2% | 1% | 2% | 1% |
| Chi2: | - | (99.9) | | | | | | | 99 | | 99 | | | | - | | | - | | | | |
| Margin of error around 50% | 2.78 | 7.63 | 8.28 | 16.11 | 15.49 | 4.59 | 5.67 | 9.85 | 3.95 | 3.95 | 5.67 | 5.79 | 5.29 | 5.84 | 5.73 | 4.40 | 4.66 | 8.70 | 6.41 | 5.67 | 5.77 | 7.82 |

| Have the current COVID-19 travel restrictions changed how you view people visiting Canada from other countries? | | | | | | | | | | | | | | | | | | | | | | |
|---|-------|----------|------|-------|-------|------|--------------------|------|--------------------|--------------------|-----------------|------------------|------------------|------|-----------|------|------|--------|------------------|-------------|--------------|----------|
| | Total | Region | | | | | | | Gender | | Age | | | | Education | | | Income | | | | |
| | | BC | AB | SK | MB | ON | QC | Atl | M | F | <35 | 35-49 | 50-64 | 65+ | HS | COLL | UNI | <\$30K | \$30-\$60K | \$60-\$100K | \$100-\$160K | \$160K + |
| Weighted Total: | 1244 | 163 | 142 | 38 | 44 | 475 | 286 | 87 | 598 | 636 | 338 | 289 | 333 | 253 | 365 | 403 | 462 | 129 | 240 | 297 | 283 | 158 |
| Total: | 1244 | 165 | 140 | 37 | 40 | 456 | 299 | 99 | 617 | 617 | 299 | 286 | 343 | 282 | 293 | 495 | 442 | 127 | 234 | 299 | 288 | 157 |
| Yes, they have made me miss people visiting Canada from other countries and increased my desire to interact with them | 5% | 6% | 4% | 0% | 6% | 5% | 7% | 2% | 5% | 5% | 8% ++ | 5% | 3% | 6% | 5% | 5% | 6% | 5% | 9% +++ | 4% | 4% | 7% |
| Yes, they have made me view people visiting Canada from other countries as a risk to my well-being and increased my desire to avoid them | 58% | 65% + | 55% | 61% | 60% | 61% | 49% ---- | 62% | 54% --- | 63% ++++ | 55% | 54% | 63% ++ | 61% | 58% | 58% | 58% | 57% | 59% | 60% | 58% | 55% |
| No, they have not changed how I view people visiting Canada from other countries | 35% | 28% - | 39% | 34% | 32% | 32% | 40% ++ | 35% | 40% ++++ | 29% ---- | 34% | 40% ++ | 33% | 32% | 34% | 35% | 35% | 37% | 31% | 33% | 36% | 37% |
| Don't know/Prefer not to answer | 2% | 1% | 1% | 5% | 2% | 1% | 4% | 2% | 1% | 3% | 3% | 2% | 1% | 1% | 3% | 2% | 1% | 1% | 2% | 2% | 1% | 1% |
| Chi2: | - | - | - | - | - | - | - | - | 99 | 99 | 90 | 90 | 90 | 90 | - | - | - | - | - | - | - | - |
| Margin of error around 50% | 2.78 | 7.63 | 8.28 | 16.11 | 15.49 | 4.59 | 5.67 | 9.85 | 3.95 | 3.95 | 5.67 | 5.79 | 5.29 | 5.84 | 5.73 | 4.40 | 4.66 | 8.70 | 6.41 | 5.67 | 5.77 | 7.82 |

Importance of air transportation

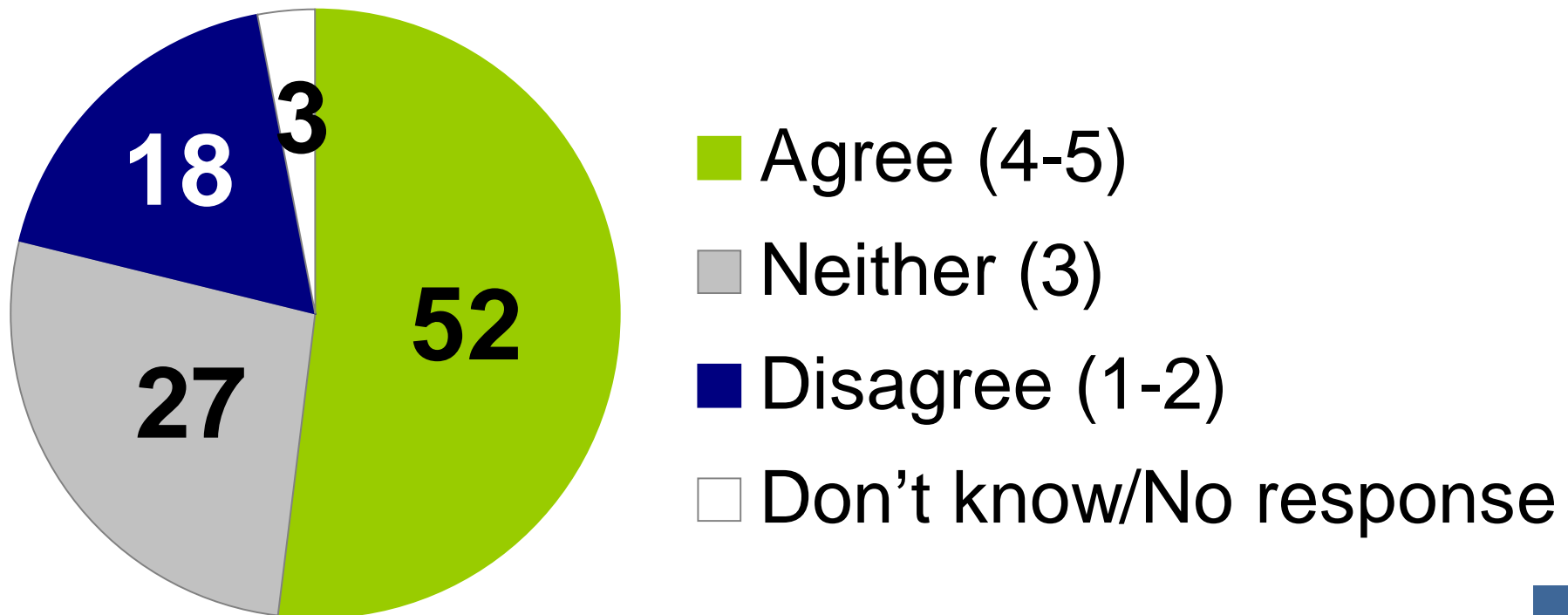
- » Air transportation is generally seen as vital to the Canadian economy
 - Half of Canadians (52%) agree that measures designed to encourage the movement of people and goods by air are crucial to restarting the economy, compared to just 18% who disagree



Importance of air transportation

Q. Please rate the extent to which you agree or disagree with the following statement:

Measures that encourage the movement of people and goods by air are critical to the successful restart of the Canadian economy



Please rate the extent to which you agree or disagree with the following statement: Measures that encourage the movement of people and goods by air are critical to the successful restart of the Canadian economy

| | Total | Region | | | | | | | Gender | | Age | | | | Education | | | Income | | | | |
|---|-------|--------|------|-------|-------|------|------|------|--------|------|------|-------|-------|------|-----------|------|------|--------|------------|-------------|--------------|----------|
| | | BC | AB | SK | MB | ON | QC | Atl | M | F | <35 | 35-49 | 50-64 | 65+ | HS | COLL | UNI | <\$30K | \$30-\$60K | \$60-\$100K | \$100-\$160K | \$160K + |
| Weighted Total: | 1244 | 163 | 142 | 38 | 44 | 475 | 286 | 87 | 598 | 636 | 338 | 289 | 333 | 253 | 365 | 403 | 462 | 129 | 240 | 297 | 283 | 158 |
| Total: | 1244 | 165 | 140 | 37 | 40 | 456 | 299 | 99 | 617 | 617 | 299 | 286 | 343 | 282 | 293 | 495 | 442 | 127 | 234 | 299 | 288 | 157 |
| DISAGREE (1-2) | 18% | 23% | 17% | 8% | 22% | 18% | 16% | 18% | 18% | 18% | 25% | 21% | 14% | 10% | 13% | 16% | 24% | 14% | 19% | 17% | 19% | 19% |
| NEITHER (3) | 27% | 27% | 27% | 39% | 22% | 25% | 27% | 30% | 23% | 30% | 30% | 29% | 23% | 23% | 25% | 26% | 29% | 28% | 25% | 26% | 28% | 28% |
| AGREE (4-5) | 52% | 49% | 54% | 50% | 52% | 54% | 52% | 48% | 56% | 48% | 42% | 48% | 60% | 63% | 58% | 56% | 44% | 52% | 54% | 55% | 51% | 51% |
| 1 Strongly disagree | 7% | 6% | 5% | 8% | 9% | 7% | 9% | 11% | 9% | 7% | 11% | 9% | 5% | 3% | 5% | 7% | 10% | 7% | 8% | 6% | 8% | 5% |
| 2 | 11% | 17% | 11% | 0% | 13% | 11% | 7% | 7% | 10% | 11% | 14% | 12% | 9% | 7% | 8% | 9% | 14% | 7% | 10% | 10% | 11% | 14% |
| 3 Neither agree nor disagree | 27% | 27% | 27% | 39% | 22% | 25% | 27% | 30% | 23% | 30% | 30% | 29% | 23% | 23% | 25% | 26% | 29% | 28% | 25% | 26% | 28% | 28% |
| 4 | 29% | 23% | 32% | 34% | 31% | 33% | 25% | 21% | 29% | 29% | 27% | 23% | 32% | 35% | 33% | 28% | 28% | 30% | 29% | 31% | 28% | 27% |
| 5 Strongly agree | 23% | 25% | 22% | 16% | 21% | 21% | 27% | 27% | 27% | 19% | 15% | 25% | 28% | 28% | 25% | 29% | 17% | 22% | 25% | 24% | 22% | 24% |
| Don't know/ Prefer not to answer | 3% | 2% | 2% | 3% | 4% | 2% | 5% | 4% | 2% | 4% | 3% | 3% | 3% | 3% | 3% | 2% | 3% | 6% | 2% | 2% | 2% | 2% |
| Chi2: | - | - | - | - | - | - | - | - | 99 | 99 | 99.9 | 99.9 | 99.9 | 99.9 | 99.9 | 99.9 | 99.9 | - | - | - | - | - |
| Margin of error around 50% | 2.78 | 7.63 | 8.28 | 16.11 | 15.49 | 4.59 | 5.67 | 9.85 | 3.95 | 3.95 | 5.67 | 5.79 | 5.29 | 5.84 | 5.73 | 4.40 | 4.66 | 8.70 | 6.41 | 5.67 | 5.77 | 7.82 |
| Mean: | 3.51 | 3.46 | 3.56 | 3.53 | 3.44 | 3.51 | 3.57 | 3.46 | 3.58 | 3.45 | 3.21 | 3.43 | 3.70 | 3.80 | 3.68 | 3.63 | 3.28 | 3.57 | 3.53 | 3.58 | 3.46 | 3.53 |
| Standard Deviation: | 1.19 | 1.21 | 1.13 | 1.04 | 1.25 | 1.16 | 1.24 | 1.29 | 1.24 | 1.13 | 1.21 | 1.25 | 1.14 | 1.05 | 1.11 | 1.20 | 1.20 | 1.15 | 1.22 | 1.16 | 1.20 | 1.15 |
| Student's T: | * | - | - | - | - | - | - | - | 90 | 90 | 99.9 | - | 99.9 | 99.9 | 99 | 95 | 99.9 | - | - | - | - | - |

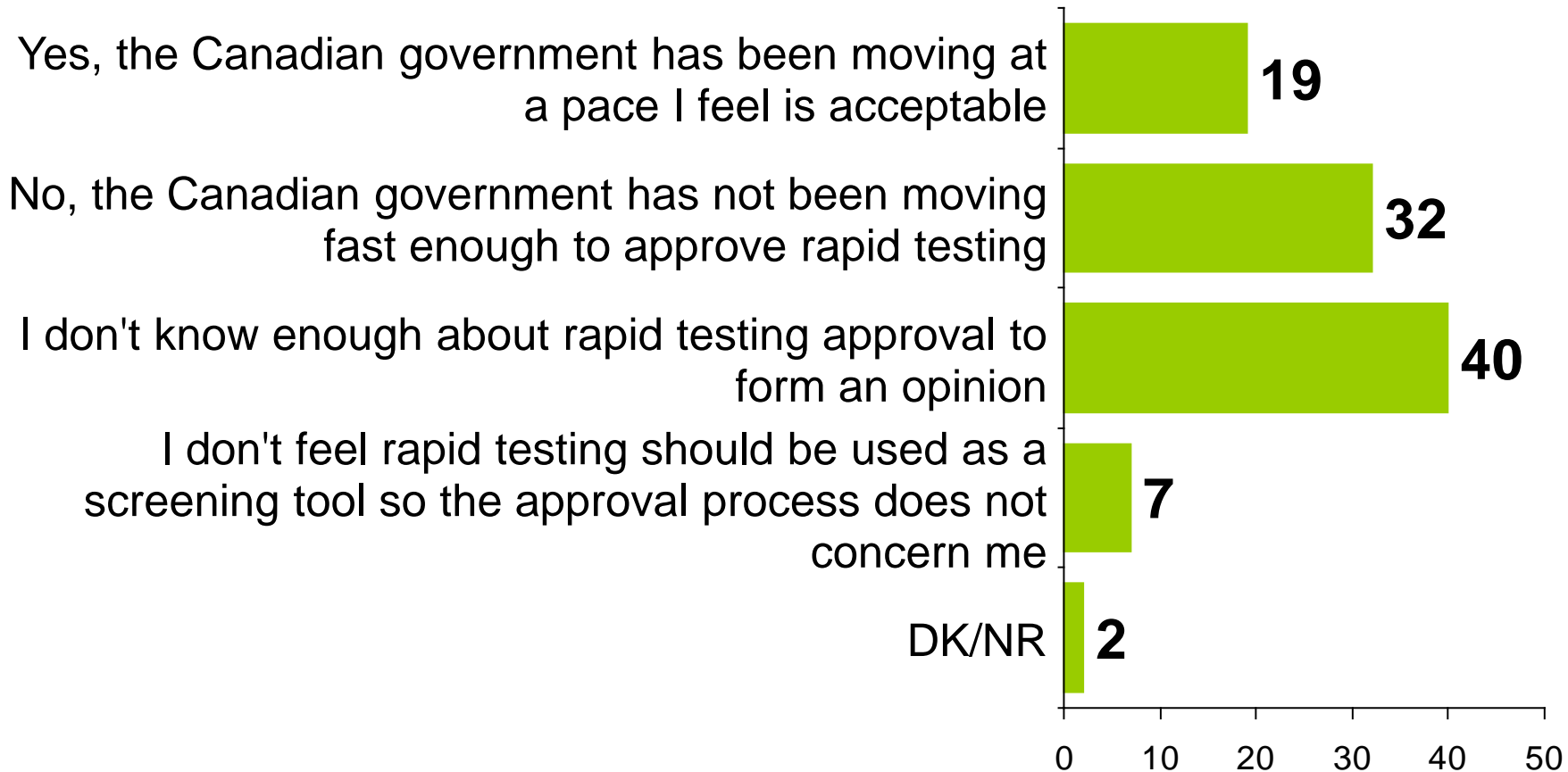
Approval of GoC's speed of response

- » Results suggest that the Government of Canada scores relatively poorly in terms of the speed of its implementation of rapid testing, though results further reveal a great deal of uncertainty on the matter
 - Just one in five (19%) say the federal government has moved quickly enough, compared to 32% who say the government has moved too slowly
 - However, the plurality (40%) feel their knowledge of rapid testing is inadequate to register an opinion



Approval of GoC's speed of response

Q. *Do you feel the Canadian government has moved fast enough in approving rapid testing for COVID-19 for use as a screening tool for air travel, schools, health care facilities, workplaces, etc.?*



| Do you feel the Canadian government has moved fast enough in approving rapid testing for COVID-19 for use as a screening tool for air travel, schools, health care facilities, workplaces, etc? | | | | | | | | | | | | | | | | | | | | | | | | |
|---|-------|--------|------|-------|------------|------|------------|------------|------------|------------|------------|-------|-------|-----------|-----------|------------|------|--------|------------|-------------|--------------|------------|--|--|
| | Total | Region | | | | | | | Gender | | Age | | | | Education | | | Income | | | | | | |
| | | BC | AB | SK | MB | ON | QC | Atl | M | F | <35 | 35-49 | 50-64 | 65+ | HS | COLL | UNI | <\$30K | \$30-\$60K | \$60-\$100K | \$100-\$160K | \$160K + | | |
| Weighted Total: | 1244 | 163 | 142 | 38 | 44 | 475 | 286 | 87 | 598 | 636 | 338 | 289 | 333 | 253 | 365 | 403 | 462 | 129 | 240 | 297 | 283 | 158 | | |
| Total: | 1244 | 165 | 140 | 37 | 40 | 456 | 299 | 99 | 617 | 617 | 299 | 286 | 343 | 282 | 293 | 495 | 442 | 127 | 234 | 299 | 288 | 157 | | |
| Yes, the Canadian government has been moving at a pace I feel is acceptable | 19% | 22% | 17% | 16% | 10% | 21% | 14% | 26% | 18% | 19% | 19% | 16% | 20% | 19% | 17% | 18% | 21% | 16% | 23% | 23% | 15% | 16% | | |
| | | | | | | | -- | ++ | | | | | | | | | + | | + | ++ | - | | | |
| No, the Canadian government has not been moving fast enough to approve rapid testing | 32% | 31% | 36% | 34% | 30% | 33% | 33% | 26% | 36% | 29% | 25% | 36% | 33% | 36% | 31% | 36% | 30% | 30% | 19% | 33% | 38% | 42% | | |
| | | | | | | | | | +++ | -- | --- | | | | | + | | | ---- | | ++ | +++ | | |
| I don't know enough about rapid testing approval to form an opinion | 40% | 39% | 39% | 44% | 55% | 37% | 43% | 44% | 37% | 43% | 45% | 39% | 40% | 37% | 44% | 36% | 41% | 44% | 45% | 37% | 41% | 30% | | |
| | | | | | ++ | - | | | -- | ++ | ++ | | | | + | -- | | | | | | --- | | |
| I don't feel rapid testing should be used as a screening tool so the approval process does not concern me | 7% | 7% | 5% | 3% | 5% | 8% | 6% | 2% | 7% | 6% | 8% | 8% | 6% | 3% | 6% | 8% | 6% | 6% | 10% | 6% | 4% | 8% | | |
| | | | | | | | | | | | | | | -- | | | | | ++ | | - | | | |
| Don't know/Prefer not to answer | 2% | 2% | 2% | 3% | 0% | 1% | 4% | 2% | 2% | 2% | 2% | 1% | 2% | 4% | 2% | 2% | 1% | 3% | 4% | 1% | 1% | 3% | | |
| Chi2: | - | - | - | - | - | - | - | - | 90 | | 95 | | | | - | | | 99.9 | | | | | | |
| Margin of error around 50% | 2.78 | 7.63 | 8.28 | 16.11 | 15.49 | 4.59 | 5.67 | 9.85 | 3.95 | 3.95 | 5.67 | 5.79 | 5.29 | 5.84 | 5.73 | 4.40 | 4.66 | 8.70 | 6.41 | 5.67 | 5.77 | 7.82 | | |